

SBN PENDANT PUSHBUTTON STATIONS

BROCHURE



SHINKOH ELECTRIC CO.,LTD.

CONTROL IN THE PALM OF YOUR HAND


Shinkoh Electric Co., Ltd. as a leading manufacturer of mechanical and electrical products for lifting cranes and hoists, proudly offers SBN Series Pendant Pushbutton Stations that are sophisticated in design to control in the palm of your hand, thus providing technical and economical advantages for easy handling and simple operation.

⚠ Attention on Safety

Please read SBN Pendant Pushbutton Station manual before you use, install, operate or maintenance.

We recommend to furnish On/Off switches and/or emergency stop mushroom switch for safety.

■ SPECIFICATIONS

● Power rating	3A, 250VAC
● Enclosure	
Material	Polycarbonate
Color	Yellow (Munsell 2.5Y8/12)
● Operating temperature	23°F to 104°F (-5°C to 40°C) (No condensation, no freezing)
● Durability	
Mechanical	1,000,000 operations (Momentary type) 250,000 operations (Maintained type)
Electrical	100,000 operations
● Agency approvals	 File No. E107301 TYPE 4/4X



■ FEATURES

- ◆ Light weight and slim enclosures
- ◆ Variable composition stations
- ◆ Removable button caps and mark plates

■ PART NAMES AND DESCRIPTION

Cable Armour
Ensures the sealing effect of the cable insertion part, and protects the cable.

Cable Holder (Strain Relief)
Cable is tightly fixed and tension is not applied to the internal wiring.

Contact Block
Model SBU-BzS-B Buzzer Switch

Contact Block
Model SBU-B-B Momentary On/Off

Contact Block
Model SBIU-T2-B Three Speed Switch

Contact Blocks
Model SBU-A-B Single Speed Switch

Wiring Diagrams:
 1. Buzzer Switch: 1a, 2
 2. Momentary On/Off: 1a, 1b, 2, 7, 8
 3. Three Speed Switch: 1st, 1a, 2nd, 3rd, 4, 5, 6, 7, 8, 9, 10
 4. Single Speed Switch: 1a, 1, 3, 4

Hanging Bolt
For wire rope attachment.

Model Identification Plate

Buzzer Switch
A pilot light is also available for this area.

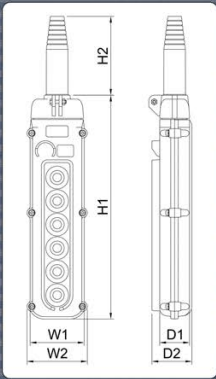
Enclosure
Polycarbonate. Superior in anti-shock, heat, cold, self-extinguishing and insulation.

Button Caps
The rubber type prevents water and dust coming from the pushbutton holes. The silicone rubber type is superior in heat and cold.

Button Mark Plates
Various characters and symbols are available. Examples:


Packing (Gasket)
Silicone rubber with excellent durability.

DIMENSIONS



2 Button



3 Button



4 Button



5 Button



6 Button



7 Button



8 Button



10 Button



12 Button

ENCLOSURE	DIMENSIONS						CABLE SIZE DIAMETER
	H1	H2	W1	W2	D1	D2	
2 Button	5.30" (134.5mm)	3.56" (90.5mm)	2.72" (69mm)	3.03" (77mm)	1.50" (38mm)	2.01" (51mm)	0.315" - 0.669" (8 - 17mm)
3 Button	6.59" (167.5mm)						
4 Button	7.81" (198.5mm)	3.96" (100.5mm)	2.87" (73mm)	3.19" (81mm)		2.03" (51.5mm)	0.512" - 0.866" (13 - 22mm)
5 Button	9.04" (229.5mm)						
6 Button	11.24" (285.5mm)	4.35" (110.5mm)	2.99" (76mm)	3.31" (84mm)	2.03" (51.5mm)	0.591" - 1.004" (15 - 25.5mm)	
7 Button	12.42" (315.5mm)						
8 Button	13.60" (345.5mm)	4.74" (120.5mm)	2.99" (76mm)	3.31" (84mm)	2.03" (51.5mm)	0.669" - 1.083" (17 - 27.5mm)	
10 Button	15.96" (405.5mm)						
12 Button	18.52" (470.5mm)						

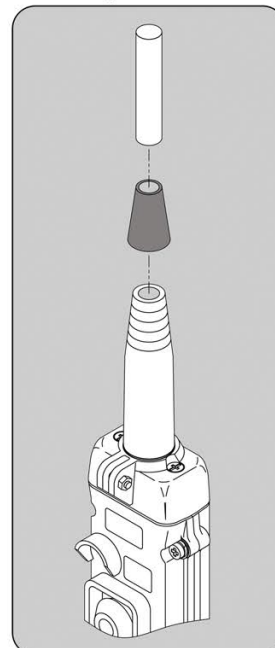
CONTACT BLOCK

MODEL	DESCRIPTION	CAPACITY
SBU-B-B	Momentary On/Off	3A, 250VAC
SBU-H2-B	Maintained On/Off	
SBU-H3-B	Maintained On/Off (NO/NC)	
SBU-A-B	Single Speed Switch	
SBU-AB-B	Single Speed Switch (NO/NC per Button)	
SBU-2A-B	Single Speed Switch (NO/NO per Button)	
SBIU-2A2B-B	Single Speed Switch (NO+NO/NC+NC per Button)	
SBU-S-B	Two Speed Switch	
SBIU-T2-B	Three Speed Switch	
SBIU-A1-B	Momentary Single Button	
SBIU-AB1-B	Momentary Single Button (NO/NC)	
SBIU-KS2-B	2-Position Key Switch	
SBIU-KS4-B	4-Position Key Switch	
SBIU-L2-B	2-Position Selector Switch	
SBIU-L3-B	3-Position Selector Switch (NC in Center Position)	
SBIU-L3B-B	3-Position Selector Switch (NO in Center Position)	
SBIU-E-B	Mushroom Head Emergency Stop Device	
SBU-BzS-B*	Buzzer Switch	
PLH 120R*	Red Pilot Light	120VAC
PLH 120C*	Green Pilot Light	
PLH 120Y*	Yellow (Orange) Pilot Light	
PLH 120T*	Transparency Pilot Light	

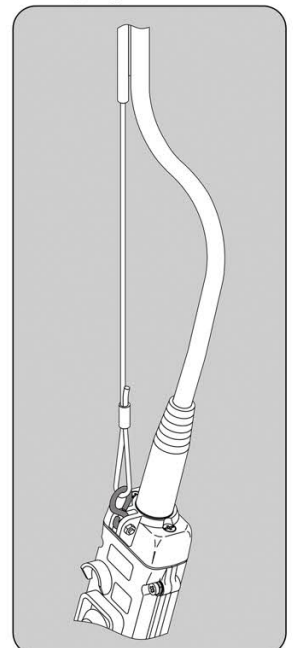
*Mounts in upper left corner of pendant enclosure

ACCESSORY (OPTIONAL)

- Auxiliary Cable Armour
- Hanging Bracket



The auxiliary cable armour strengthens the seal between the cable and the cable armour.



For hanging push button station with a wire rope, etc. of 4mm or more in the outside diameter, the S-shaped ring is available.

BUSINESS LINES



for control of crane and hoist
PUSH BUTTON STATIONS



for safety of control circuit
"ELE-CUT" RELAY



easy installation
"SDM" RAIL SYSTEM



for suspension of electric/pneumatic supply
CABLE/HOSE HANGERS



for power trolley
POWER COLLECTORS



for power supply and insulation
WIRING MATERIALS



SHINKOH ELECTRIC CO.,LTD.

1-5-16 YAMASAKA HIGASHISUMIYOSHI-KU
OSAKA-SHI OSAKA 546-0035 JAPAN
Phone: +81-6-6629-1123, Fax: +81-6-6623-1133
URL: http://www.shinkoh-electric.co.jp/english_page/
E-mail: sales@shinkoh-electric.co.jp